



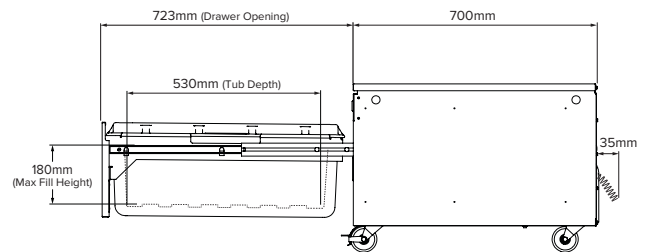
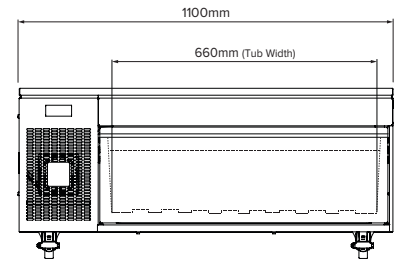
# VCS1 - SIDE ENGINE

Standard / Single Drawer

## Product Information:

- Modular refrigerated drawer system, providing bulk storage in a range of different configurations for extreme versatility (can be configured as a worktop or undercounter system)
- Energy efficient, insulated containers adopt 'hold the cold' technology when drawer is opened
- Low velocity cooling ensures stable temperatures and exceptional humidity control, prolonging shelf life by preventing food dehydration
- Precise temperature control in 1°C increments with adjustable digital temperature controller (15°C - -22°C)
- Designed to operate in ambient temperatures up to 40°C
- External drawer runners for hygiene and ease of cleaning
- Low maintenance internal condenser
- **Must** be installed level with a 5mm fall to the rear
- **24 month parts and labour warranty, extended 5 year warranty available upon registration**

**NOTE:** Adande units are not designed as a dedicated servery cabinet for delicate products such as Ice-cream/Sorbet/Gelato/frozen Yoghurt and Frozen berries. For optimal energy efficiency and temperature stability the drawers should always be closed firmly and as quickly as possible during use.

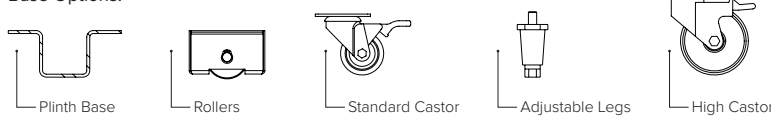


## Configurations:

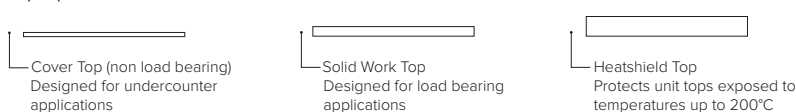
Models	Base Configuration	Top Configuration	W x D x H (mm)	Weight	Max Loading Weight	Packed Dimensions (mm)	Packed Weight
VCS1.PT	Plinth Base	Cover Top	1100 x 700 x 420	91 kg	0 kg	1220 x 770 x 635	128 kg
VCS1.PW	Plinth Base	Solid Work Top	1100 x 700 x 429	99 kg	230 kg	1220 x 770 x 644	136 kg
VCS1.RT	Rollers	Cover Top	1100 x 700 x 450	92 kg	0 kg	1220 x 770 x 630	128 kg
VCS1.RW	Rollers	Solid Work Top	1100 x 700 x 458	100 kg	230 kg	1220 x 770 x 673	137 kg
VCS1.RHS	Rollers	Heatshield Top	1100 x 700 x 500	111 kg	230 kg	1220 x 770 x 715	147 kg
VCS1.CT	Standard Castor	Cover Top	1100 x 700 x 493	93 kg	0 kg	1220 x 770 x 708	129 kg
VCS1.CW	Standard Castor	Solid Work Top	1100 x 700 x 502	101 kg	300 kg	1220 x 770 x 717	137 kg
VCS1.CHS	Standard Castor	Heatshield Top	1100 x 700 x 543	111 kg	300 kg	1220 x 770 x 758	148 kg
VCS1.HCT	High Castor	Cover Top	1100 x 700 x 575	95 kg	0 kg	1220 x 770 x 790	131 kg
VCS1.HCW	High Castor	Solid Work Top	1100 x 700 x 584	103 kg	235 kg	1220 x 770 x 799	139 kg
VCS1.HCHS	High Castor	Heatshield Top	1100 x 700 x 625	113 kg	235 kg	1220 x 770 x 840	150 kg
VCS1.LHS	Adjustable Legs*	Heatshield Top	1100 x 700 x 597	111 kg	300kg	1220 x 770 x 812	147 kg
VCS1.LW	Adjustable Legs*	Solid Work Top	1100 x 700 x 557	100 kg	230	1220 x 770 x 640	137 kg

\*Adjustable Legs +/- 18mm

### Base Options:



### Top Options:



## General Specifications:

Capacity	86 Litres 4 x 100mm deep 1/1 GN pans 6 x 65mm deep 1/1 GN pans	
Natural Refrigerant	R600a	
Climate Class	4	
Heat Rejection	0.58 kW	
Db Rating	50.6 - 54.2	
Total Power	230VAC / 50Hz / 0.29kW 10A plug & lead	
	<b>Chiller</b>	<b>Freezer</b>
Energy Usage kW/24hrs	0.84 kW	2.1 kW
Running Current	1.2A	0.7A

**\*INSTALLATION NOTE:** Hard-wired, gas and plumbed equipment **cannot** be directly installed onto the Adande unit. This equipment must be installed above the Adande unit using an independent equipment stand. Installation must be non-fixed to allow service access.

Adande units when installed adjacent to a gas fired cooking equipment, should follow the clearance guidelines detailed in the equipment installation manual for that particular piece of equipment.