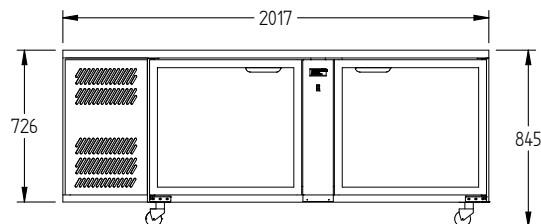
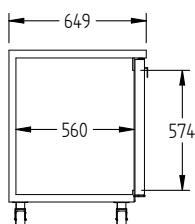
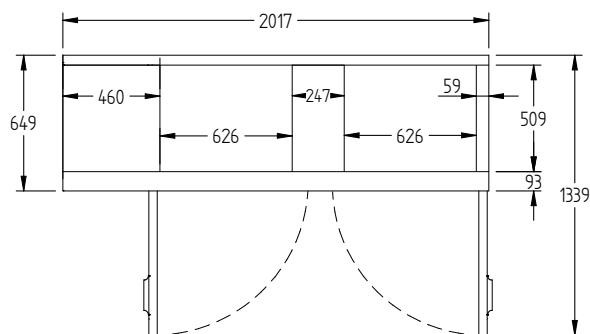


GC25UGD



CATEGORY	GENERAL COUNTERS & BACK BARS
RANGE	Glass Chiller
UNIT	REFRIGERATOR
TYPE	SELF CONTAINED
DOORS	2



SPECIFICATIONS

CAPACITY - BASKET/DOOR (NOT INCLUDED)(500 X 500 BASKETS)	4 Baskets
TEMPERATURE	1°C / 4°C
SHELF LOAD	YES
DIMENSIONS - W X D X H (ON CASTORS) MM	2017 W x 649 D x 845 H
WEIGHT UNPACKED (KG)	140

STANDARD INCLUSIONS ***

DOOR TYPE	Standard: GD (Glass Door)
FINISH (INTERIOR AND EXTERIOR EXCLUDING REAR AND UNDER)	SS (Stainless Steel)
SHELVES/DOOR - SHELF LOAD MODEL ONLY	2

ELECTRICAL

POWER SUPPLY	10 amp	
FRIDGE MODELS	RUNNING AMPS	4

GAS TYPE

REFRIGERANT	FRIDGE MODELS	R134a
--------------------	----------------------	-------

*** For **OPTIONS** refer to the current Williams Price Guide