

# Glass Chiller

self contained




Electronic controller



Front breathing



Suits standard glass racks



Polycarbonate night lid



10 Amp power

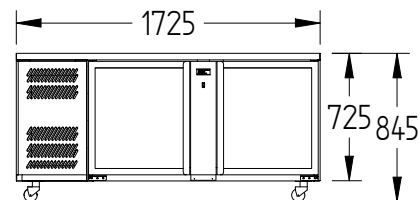
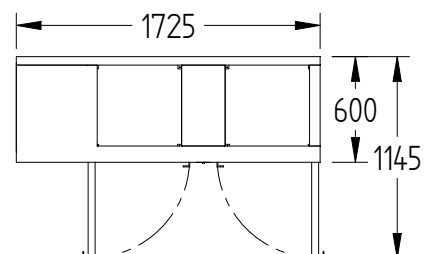
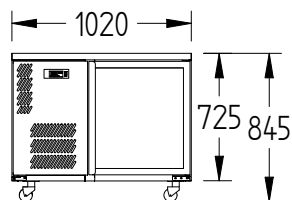
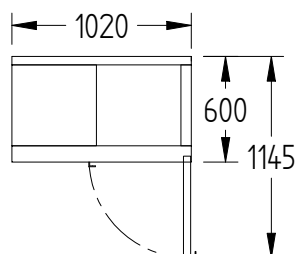
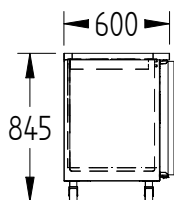
Australian made and designed the Glass Chiller self-contained fridge models have been designed to quickly chill beer glasses for efficient quick bar service. Available in One and Two door models with spring and shelf loading options.



## Advantages

- Designed for 43°C ambient environment
- Adjustable electronic controller with digital temperature display
- Forced air refrigeration system
- Auto defrost
- Spring loaded lifting mechanism or adjustable shelves accommodates 355 mm x 355 mm or 355 mm x 431 mm baskets
- Shelf model fitted with two plastic coated shelves per door
- Self closing Triple glazed doors
- On castors
- Face mounted hinges (plinth mount ready)
- Polycarbonate night lid

# General counters + back bars



MODEL		1 DOOR	2 DOOR
H (Refrigerator +1°/+4°C)	Shelf Load	GC1UGD	GC2UGD
H (Refrigerator +1°/+4°C)	Spring Load	GC1UGDSL	GC2UGDSL

## SPECIFICATIONS

<b>CAPACITY - BASKET/DOOR (NOT INCLUDED)</b>	4 Baskets	4 Baskets
<b>DIMENSIONS - W X D X H (ON CASTORS) MM</b>	1020 W x 600 D x 845 H	1725 W x 600 D x 845 H
<b>WEIGHT UNPACKED (KG)</b>	100	140

## STANDARD INCLUSIONS \*\*\*

<b>DOOR TYPE</b>	Standard: <b>GD</b> (Glass Door)	
<b>FINISH (INTERIOR AND EXTERIOR EXCLUDING REAR AND UNDER)</b>	<b>SS</b> (Stainless Steel)	
<b>SHELVES/DOOR - SHELF LOAD MODEL ONLY</b>	2	2

## ELECTRICAL

<b>POWER SUPPLY</b>	10 amp	10 amp
<b>FRIDGE MODELS</b>	<b>RUNNING AMPS</b>	
	3.6	4.0

## GAS TYPE

<b>REFRIGERANT</b>	<b>FRIDGE MODELS</b>	R134a	R134a
--------------------	----------------------	-------	-------

\*\*\* For **Glass Chiller OPTIONS** see page 63

Prices do not include GST. Prices and specifications are subject to change without notice.