

# Backbar Display Refrigerators - Swing Door


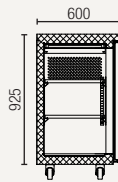
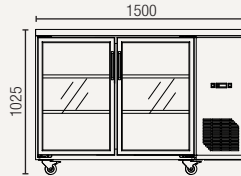
## Features:

- Double glazed self closing glass doors
- Digital controller and digital temperature display
- Dynamic fan forced cooling system with automatic defrosting
- Black steel external and internal finish
- Frequency/voltage: 50Hz/220-240 V


- Shelf material: perforated stainless steel
- LED internal light
- Refrigerant: R290
- Ambient temperatures from +16°C to +38°C




## UBC380




Black stainless steel bench top



Steel chrome internal wall.



Flat stainless steel shelving



LED internal light

**Gross volume:** 380 L

**Exterior dimensions in mm:** 1500w x 600d x 1030h


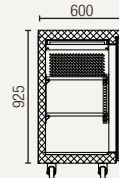
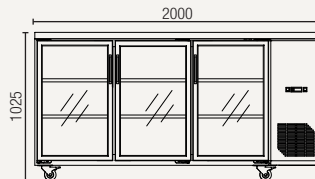
**Number of adjustable shelves:** 4

**Temperature set range:** +0°C to +10°C


**Gross/net weight:** 150/120 kg

**Energy consumption in 24h:** 3.6kWh


## UBC570




Black stainless steel bench top



Steel chrome internal wall.



Flat stainless steel shelving



LED internal light

**Gross volume:** 570 L

**Exterior dimensions in mm:** 2000w x 600d x 1030h


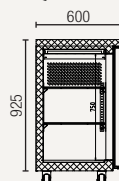
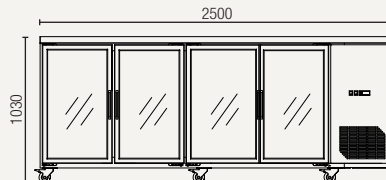
**Number of adjustable shelves:** 6

**Temperature set range:** +0°C to +10°C


**Gross/net weight:** 180/140 kg

**Energy consumption in 24h:** 4.2kWh


## UBC630



Black stainless steel bench top



Steel chrome internal wall.



Flat stainless steel shelving



LED internal light

**Gross volume:** 750 L

**Exterior dimensions in mm:** 2500w x 600d x 1030h

**Number of adjustable shelves:** 8

**Temperature set range:** +0°C to +10°C

**Gross/net weight:** 230/200 kg

**Energy consumption in 24h:** 7.0kWh