

“LEAVENING PROVER”

S Series

Available heights:
STEEL 60-80 cm
ICON 70-90 cm



EXTERNAL CONSTRUCTION

- Structure in shaped stainless steel plate

INTERNAL CONSTRUCTION

- Lighting with halogen lamp
- Doors lock by magnet

WITHOUT HUMIDIFIER (standard)

- Powder painted trayholder

WITH HUMIDIFIER (on demand)

- Panels and additional top cover in stainless steel AISI 304
- Trayholder in stainless steel plate AISI 304
- Water bowl with plunged heating element

OPERATION

- Heated by armoured heating elements
- Continuous monitoring of the temperature by a thermostat
- Maximum temperature reached 65°C

STANDARD EQUIPMENT

- Pair of rotating wheels with brake and fixed wheel pair
- Adjustable number of trayholder slides according to the height (see the below scheme)

OPTIONS AND ACCESSORIES

- Prover with humidifier
- Lateral tool-holder for compartment
- Additional trayholder slides



MORETTI FORNI S.P.A.

www.morettiforni.com

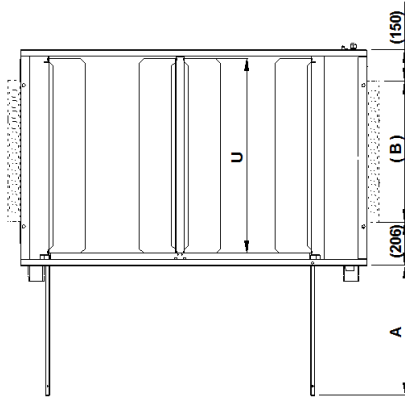
info@morettiforni.com

Via A.Meucci, 4 - 61037 Mondolfo (PU) ITALIA

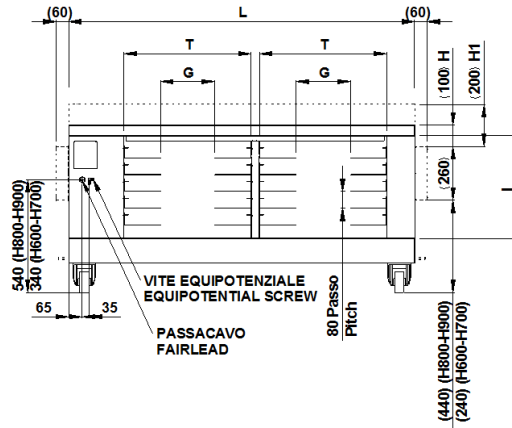
Tel. +39.0721.96161 - Fax +39.0721.9616299

LEAVENING PROVER

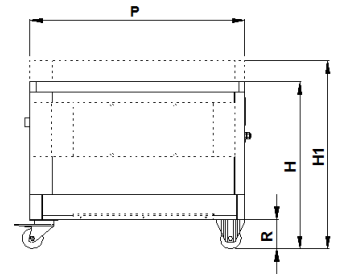
TOP VIEW



REAR VIEW



RIGHT SIDE VIEW



Note: The dimensions indicated in the views are in millimeters.

NOTE: The versions "60" and "70" high can hold max 3 baking chambers while the ones "80" and "90" high or higher can hold max 2 baking chambers

SPECIFICATIONS

MODEL	S50-L		S50-L		S100-L ^Λ /LU ^Λ		S100-L ^Λ /LU ^Λ		S105-L ^Λ /LU ^Λ		S105-L ^Λ /LU ^Λ		S120-L ^Λ /LU ^Λ		S120-L ^Λ /LU ^Λ		S125-L ^Λ /LU ^Λ		S125-L ^Λ /LU ^Λ	
Nominal height	60	80	70	90	60	80	70	90	60	80	70	90	60	80	70	90	60	80	70	90
A (mm)	395	395	395	395	475	475	475	475	475	475	475	475	623	623	623	623	623	623	623	623
B (mm)	674	674	674	674	674	674	674	674	1204	1204	1204	1204	674	674	674	674	1204	1204	1204	1204
H (mm)	600	800			600	800			600	800			600	800			600	800		
H1 (mm)			700	900			700	900			700	900			700	900			700	900
I (mm)	290	490	290	490	290	490	290	490	290	490	290	490	290	490	290	490	290	490	290	490
R (mm)	142	142	142	142	142	142	142	142	142	142	142	142	142	142	142	142	148	148	148	148
N° standard slides	6	6	6	6	12	12	12	12	12	12	12	12	12	12	12	12	12	12	12	12
N° opzionale slides	/	4	/	4	/	8	/	8	/	8	/	8	/	8	/	8	/	8	/	8
N° max slides	6	10	6	10	12	20	12	20	12	20	12	20	12	20	12	20	12	20	12	20
Pitch (mm)	40	40	40	40	40	40	40	40	40	40	40	40	40	40	40	40	40	40	40	40
N° standard trays 60x40	6	6	6	6	6	6	6	6	12	12	12	12	12	12	12	12	18	18	18	18
N° max trays 60x40	6	10	6	10	6	10	6	10	12	20	12	20	12	20	12	20	18	30	18	30
Weight (kg) with slides standard	74	81	77	85	84/96	93/105	84/96	93/105	108/125	160/177	108/125	160/177	87/101	96/110	87/101	96/110	50/169	166/185	150/169	66/185
G (mm)	140	140	140	140	112 ^Λ	112 ^Λ	112 ^Λ	112 ^Λ	112 ^Λ	112 ^Λ	112 ^Λ	112 ^Λ	130 ^Λ	130 ^Λ	130 ^Λ	130 ^Λ	130 ^Λ	130 ^Λ	130 ^Λ	130 ^Λ
L (mm)	890	890	890	890	1370	1370	1370	1370	1370	1370	1370	1370	1660	1660	1660	1660	1660	1660	1660	1660
P (mm)	1032	1032	1032	1032	1032	1032	1032	1032	1562	1562	1562	1562	1032	1032	1032	1032	1562	1562	1562	1562
T (mm)	481	481	481	481	456 ^Λ	456 ^Λ	456 ^Λ	456 ^Λ	456 ^Λ	456 ^Λ	456 ^Λ	456 ^Λ	604 ^Λ	604 ^Λ	604 ^Λ	604 ^Λ	604 ^Λ	604 ^Λ	604 ^Λ	604 ^Λ
U (mm)	933	933	933	933	933	933	933	933	1463	1463	1463	1463	933	933	933	933	1463	1463	1463	1463

^Λ= 2 compartments

TECHNICAL DATA

Prover feeding

A.C. V230 1N 50/60 Hz

Max power 1,5 kW

Max power with humid. (LU) 1,75 kW

*Medium consum/hour 0,75/0,875 kWh

Connecting cable

type H07RN-F 3x2,5 mm²

* This value is subject to variation according to the way in which the equipment is used

- NOTE: MORETTI FORNI S.P.A. reserves the right to modify the characteristics of the products illustrated in this publication without prior notice