

# WMBC320C



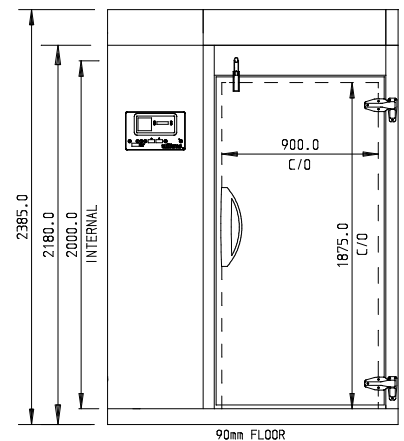
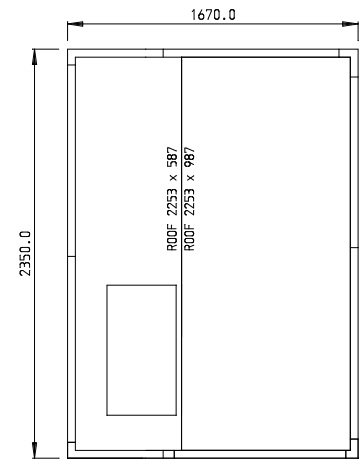
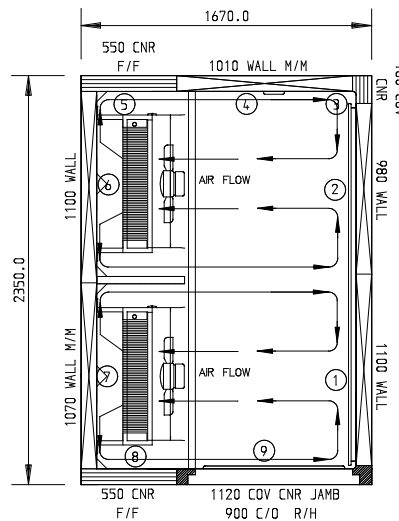
CATEGORY BLAST CHILLER/FREEZERS

RANGE **Blast Chiller  
Roll In 900mm**

UNIT CHILLER

TYPE REMOTE

DOORS 1



## SPECIFICATIONS

<b>CAPACITY - CHILLING/FREEZING PER 90/240 MIN CYCLE #</b>		320 kg
<b>CAPACITY 2/1 COMBI TROLLEY</b>	<b>BLAST CHILLER</b>	2
<b>DIMENSIONS BLAST FREEZER W X D X H</b>	<b>BLAST CHILLER</b>	1670 W x 2350 D x 2295 H
<b>WEIGHT UNPACKED (KG)</b>		650 kg
<b>DOOR TYPE</b>		<b>SD</b> (Solid Door)
<b>FINISH (INTERIOR AND EXTERIOR)</b>		<b>SS</b> (Stainless Steel)

## ELECTRICAL

<b>POWER SUPPLY - 3 PHASE*</b>	20 amp
<b>FRIDGE MODELS</b>	<b>BLAST RUNNING AMPS</b>
	7.7

## GAS TYPE

<b>REFRIGERANT</b>	R404a
--------------------	-------

## REFRIGERATION WATTAGES FOR REMOTE UNITS

<b>CHILLER</b>	25.7kW @ -15°C SST
----------------	--------------------

\*Blast Chiller/Freezers are rated for 415 v 50 Hz Three Phase.

# Based on Blast chilling of 50 mm max depth of uncovered dense food such as mashed potato. Times will vary depending on the container and food types as well as the thermal conductivity of the food.