

General Display

Upright glass door fridges with ActiveCore™ technology

+ All the added options



SKOPE ActiveCore™ Technology

Maximum Performance, Minimum Energy

SKOPE's ActiveCore cartridge is a revolution in refrigeration technology. By delivering market leading energy savings, optimal cooling performance, greater serviceability & a future-proofed system, our sophisticated ActiveCore technology will be meeting our clients' needs for years to come.



The ActiveCore™ Advantages

- Ultimate performance & low energy
- Long-life technology & reliability
- Interchangeable cooling system
- Easy to service & future proofed

ActiveCore™ Savings*

55% less

than the TME1000-H,
saving \$616 per year

53% less

than the B1100-2,
saving \$559 per year

51% less

than the SK1000-3,
saving \$531 per year

35% less

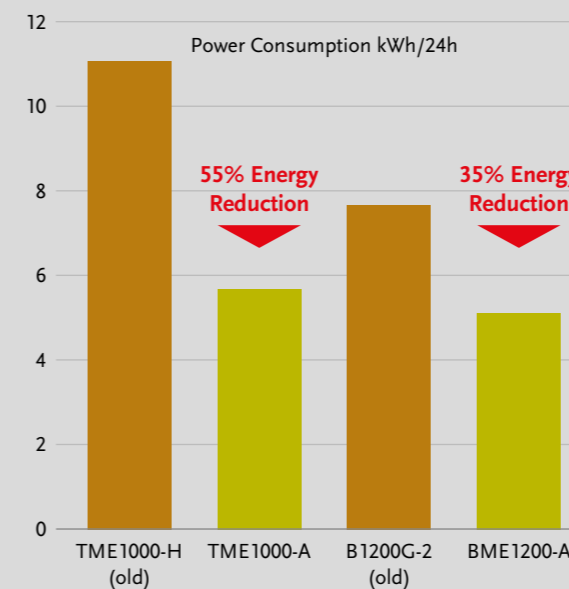
than the B1200G-2,
saving \$266 per year

*Savings calculated on 30c per kW, over previous comparable SKOPE models

Outstanding Cabinet Benefits

- 1 Market leading energy efficiency
- 2 Exceptionally easy to service
- 3 Energy efficient glass & condensation protection
- 4 New modern aesthetic with bright internal lighting
- 5 EZI-CLIP: SKOPE patented easy to use shelf clip & strip
- 6 Incredibly quiet
- 7 Multi-purpose use - food, drinks & delicate products such as flowers & chocolates

Significant Energy Savings



* Based on 30 cents per kW. TME calculated using 4.65 kWh/24h(TEC) with SRP, BME calculated using 4.55 kWh/24h(TEC)



Multi-Purpose Refrigeration For General Display & Storage

Fridges with ActiveCore technology reduce energy spend & widen the practical uses of the fridge – & with an extensive range of options to choose from, a refrigeration solution can be created whatever the need.



Model Options

Features	TME-A	BME-A	SKT-A	SKB-A
	Top Mount	Bottom Mount	Top Mount	Bottom Mount
	TME650-A 1 door	BME600-A 1 door	SKT500X* 1 door	SKB600-A 1 door
	TME1000-A 2 door	BME1200-A 2 door	SKT650-A 1 door	SKB900-A 2 door
	TME1500-A 3 door	BME1500-A 3 door	SKT1000-A 2 door	SKB1200-A 2 door
			SKT1500-A 3 door	SKB1500-A 3 door
Colour				
White	●	●	●	●
Black			○	○
Stainless steel			○	○
Selected Dulux Powder Coat colour			○	○
Door				
Glass (Double Low-E equivalent)	●	●	●	●
Solid			○	○
Tropical (heated glass)			○	○
Gen-3 Series look (Double Low-E)			○	○
Locks				
Tab locks	●	●	●	●
Barrel door locks			○	○
Shelving				
Additional shelves	○	○	○	○
Gravity matting	○**	○**	○	○
Sign				
No sign		●		●
Sign panel	●		●	
Lit sign	○	○	○	○
Internal lights				
Side	●	●	●	●
Shelf			○	○
Remote Unit				
Remote unit			○	○

● Standard ○ Option

* Note: this model does not include ActiveCore cartridge.
** Conditional; requires shelving change (contact SKOPE)



TME ActiveCore™

General Display

Upright fridges
Top mount design

For display & storage of food, drinks & perishables.

This glass door fridge combines SKOPE's revolutionary ActiveCore technology with a modern frameless aesthetic design.



THIS FRIDGE CONTAINS:
Easily removable
ActiveCore™ cartridge




TME650-A

TME1000-A

TME1500-A

Colours: White only
Models: 1, 2 & 3 doors



Best Suited to:



Restaurants / Cafes



Quick Service
Restaurants



Clubs / Pubs / Bars



Hospitality Venues



Accommodation



Medical / Aged Care



Schools

Quick Guide

TME-ActiveCore™

Premium build quality	✓
Display & store - Food, drinks & perishables	✓
ActiveCore™ technology	✓
Market leading energy efficiency	✓
SKOPE premium controller	✓
Solid & tropical door options	⊖ See SKT range
Full colour options	⊖ See SKT range
Remote available	⊖ See SKT range
Customisable	⊖ See SKT range

Standard Features

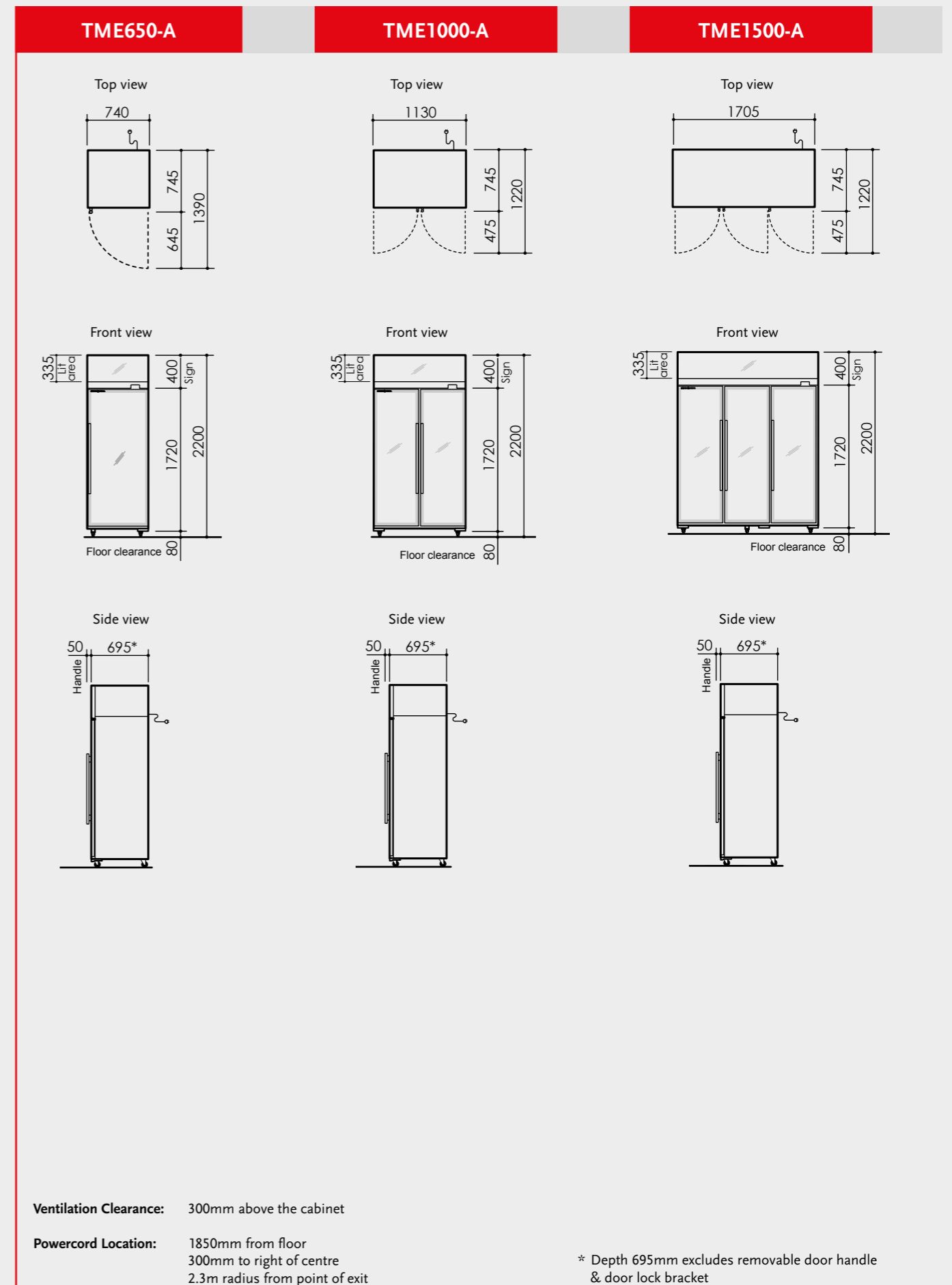
Standard Features	Benefits
SKOPE premium controller	Easy to use with pre-programmed features
ActiveCore™ cartridge system	Maximum performance, minimal energy & easy servicing
Premium energy efficient glass	Double Low-E equivalent
Frameless glass door design	Modern appealing look
SKOPE patented EZI-CLIP	Quick shelf set up & adjustment
Bright LED lighting	Showcasing products inside
Door lock tabs	Extra security
Sign panel	Branding opportunities
Slotted back panel	Chilled air directly onto products
Optimal airflow design	Minimal internal temperature variations
Low noise fan system	Quiet operation

Options

- Additional shelves with clips
- Lit sign
- Gravity matting - Requires shelving change

Specifications	TME-ActiveCore™		
	TME650-A 1 Glass Door	TME1000-A 2 Glass Doors	TME1500-A 3 Glass Doors
External			
Type	Fridge	Fridge	Fridge
Dimensions (W X D X H mm)	740 x 745 x 2200	1130 x 745 x 2200	1705 x 745 x 2200
Total floor area (m ²)	0.55	0.84	1.27
Weight (kg)	170	225	320
Door (safety glass)	1	2	3
SKOPE premium controller (temperature display)	Yes	Yes	Yes
Remote available	No (see SKT Range)	No (see SKT Range)	No (see SKT Range)
Remote duty (Watts @ -5°C SST)	N/A	N/A	N/A
Breathes from/Expels air to	Upper front/Top	Upper front/Top	Upper front/Top
Sign	Sign Panel	Sign Panel	Sign Panel
Cabinet construction	Powder Coated Steel	Powder Coated Steel	Powder Coated Steel
Drainage (plumbing required)	No	No	No
Internal			
Gross volume (litres)	610	980	1497
Lighting (vertical LED light)	1	2	3
No. of shelves (per door)	5	5	5
Shelf design	White plastic-coated wire	White plastic-coated wire	White plastic-coated wire
Total shelf area (m ²)	1.46	2.35	3.69
Product facings (600ml PET bottle)	40	70	110
Performance			
MEPS category (M1-food & drinks, M2-drinks)	M1	M1	M1
MEPS efficiency (kWh/24h/m ²) @ Climate Class 3	4.23	4.41	4.95
Temperature range (adjustable up to 15°C)	1°C – 4°C	1°C – 4°C	1°C – 4°C
TEC (kWh/24h) @ Climate Class 3	3.10	4.65	8.07
High efficiency model	Yes	Yes	Yes
Maximum ambient temperature*	43°C	43°C	43°C
Maximum Climate Class rating	5	5	5
Removable ActiveCore™ cartridge	Yes	Yes	Yes
Refrigerant	R134a/380g	R134a/380g	R134a/475g
Total display area (m ²)	0.73	1.05	1.63
Electrical			
Electrical power (kW)	0.84	0.96	1.15
Current draw (Amps)	3.5	4.0	4.8
10 Amp 3 pin plug	Yes	Yes	Yes
Light switch on controller	Yes	Yes	Yes

* 40°C if cabinet is built in



BME ActiveCore™

General Display

Upright fridges

Bottom mount design

For display & storage of food, drinks & perishables.

This glass door fridge combines SKOPE's revolutionary ActiveCore technology with a modern frameless aesthetic design.



BME1200-A

THIS FRIDGE CONTAINS:
Easily removable
ActiveCore™ cartridge



BME600-A




BME1200-A



BME1500-A

Colours: White only

Models: 1, 2 and 3 doors



Best Suited to:



Restaurants / Cafes



Quick Service
Restaurants



Clubs / Pubs / Bars



Hospitality Venues



Accommodation



Medical / Aged Care



Schools

Quick Guide

BME-ActiveCore™

Premium build quality	✓
Display & store - Food, drinks & perishables	✓
ActiveCore™ technology	✓
Market leading energy efficiency	✓
SKOPE premium controller	✓
Solid & tropical door options	⊖ See SKB range
Full colour options	⊖ See SKB range
Remote available	⊖ See SKB range
Customisable	⊖ See SKB range

Standard Features

SKOPE premium controller
ActiveCore™ cartridge system
Premium energy efficient glass
Frameless glass door design
SKOPE patented EZI-CLIP
Bright LED lighting
Door lock tabs
Slotted back panel
Optimal airflow design
Low noise fan system

Benefits

Easy to use with pre-programmed features
Maximum performance, minimal energy & easy servicing
Double Low-E equivalent
Modern appealing look
Quick shelf set up & adjustment
Showcasing products inside
Extra security
Chilled air directly onto products
Minimal internal temperature variations
Quiet operation

Options

- Additional shelves with clips
- Lit sign
- Gravity matting - Requires shelving change

Specifications	BME-ActiveCore™		
	BME600-A 1 Glass Door	BME1200-A 2 Glass Doors	BME1500-A 3 Glass Doors
External			
Type	Fridge	Fridge	Fridge
Dimensions (W X D X H mm)	740 x 795 x 2005/2195	1280 x 795 x 2005/2195	1640 x 795 x 2005/2195
Total floor area (m ²)	0.63	1.08	1.34
Weight (kg)	185	245	330
Door (safety glass)	1	2	3
SKOPE premium controller (temperature display)	Yes	Yes	Yes
Remote available	No (see SKB Range)	No (see SKB Range)	No (see SKB Range)
Remote duty (Watts @ -5°C SST)	N/A	N/A	N/A
Breathes from/Expels air to	Lower front/Lower rear	Lower front/Lower rear	Lower front/Lower rear
Sign	No Sign	No Sign	No Sign
Cabinet construction	Powder Coated Steel	Powder Coated Steel	Powder Coated Steel
Drainage (plumbing required)	No	No	No
Internal			
Gross volume (litres)	584	1079	1433
Lighting (vertical LED Light)	1	2	3
No. of shelves (per door)	5	5	5
Shelf design	4 x wire, 1 x s/s tray	4 x wire, 1 x s/s tray	4 x wire, 1 x s/s tray
Total shelf area (m ²)	1.62	3.00	3.90
Product facings (600ml PET bottle)	45	80	95
Performance			
MEPS category (M1-food & drinks, M2-drinks)	M1	M1	M1
MEPS efficiency (kWh/24h/m ²) @ Climate Class 3	4.35	3.86	4.37
Temperature range (adjustable up to 15°C)	1°C – 4°C	1°C – 4°C	1°C – 4°C
TEC (kWh/24h) @ Climate Class 3	3.05	4.55	6.63
High efficiency model	Yes	Yes	Yes
Maximum ambient temperature*	43°C	43°C	43°C
Maximum Climate Class rating	5	5	5
Removable ActiveCore™ cartridge	Yes	Yes	Yes
Refrigerant	R134a/380g	R134a/380g	R134a/475g
Total display area (m ²)	0.70	1.18	1.52
Electrical			
Electrical power (kW)	0.84	1.08	1.15
Current draw (Amps)	3.5	4.5	4.8
10 Amp 3 pin plug	Yes	Yes	Yes
Light switch on controller	Yes	Yes	Yes

* 40°C if cabinet is built in

BME600-A	BME1200-A	BME1500-A
<p>Top view</p>	<p>Top view</p>	<p>Top view</p>
<p>Front view</p>	<p>Front view</p>	<p>Front view</p>
<p>Side view</p>	<p>Side view</p>	<p>Side view</p>
<p>Ventilation Clearance: 50mm minimum clearance around cabinet - see user manual</p> <p>Powercord Location: 300mm from floor 50mm in from right-hand side 2.6m radius from point of exit</p>		<p>* Height 2005mm without sign (model BME600-A) ** Height 2195mm with sign (model BME600-AC) *** Depth 745mm excludes removable door handle, door lock bracket & rear stand-off</p>

SKT ActiveCore™

General Display

- Upright fridges
- Top mount design

For display & storage of food, drinks & perishables.

This glass door fridge combines SKOPE's revolutionary ActiveCore technology with a modern frameless aesthetic design.

+ All the added options.



SKT1000-A

THIS FRIDGE CONTAINS:
Easily removeable
ActiveCore™ cartridge



SKT500X*


SKT650-A

SKT1000-A

SKT1500-A

Colours: White, black, selected Dulux Powder Coat colour (exterior & interior colour combinations)
: Stainless steel (exterior & interior)

* Does not contain ActiveCore™ cartridge



Warranty
3 year protection**

** Additional 1 year protection applies when the cabinet is registered with SKOPE at skope.com

Best Suited to:



Restaurants / Cafes



Quick Service
Restaurants



Clubs / Pubs / Bars



Hospitality Venues



Accommodation



Medical / Aged Care



Schools

Quick Guide

SKT-ActiveCore™

Premium build quality	✓
Display & store - Food, drinks & perishables	✓
ActiveCore™ technology	✓
Market leading energy efficiency	✓
SKOPE premium controller	✓
Solid & tropical door options	✓
Full colour options	✓
Remote available	✓
Customisable	✓

Standard Features

SKOPE premium controller
ActiveCore™ cartridge system
Premium energy efficient glass
Frameless glass door design
SKOPE patented EZI-CLIP
Bright LED lighting
Door lock tabs
Sign panel
Slotted back panel
Optimal airflow design
Low noise fan system

Benefits

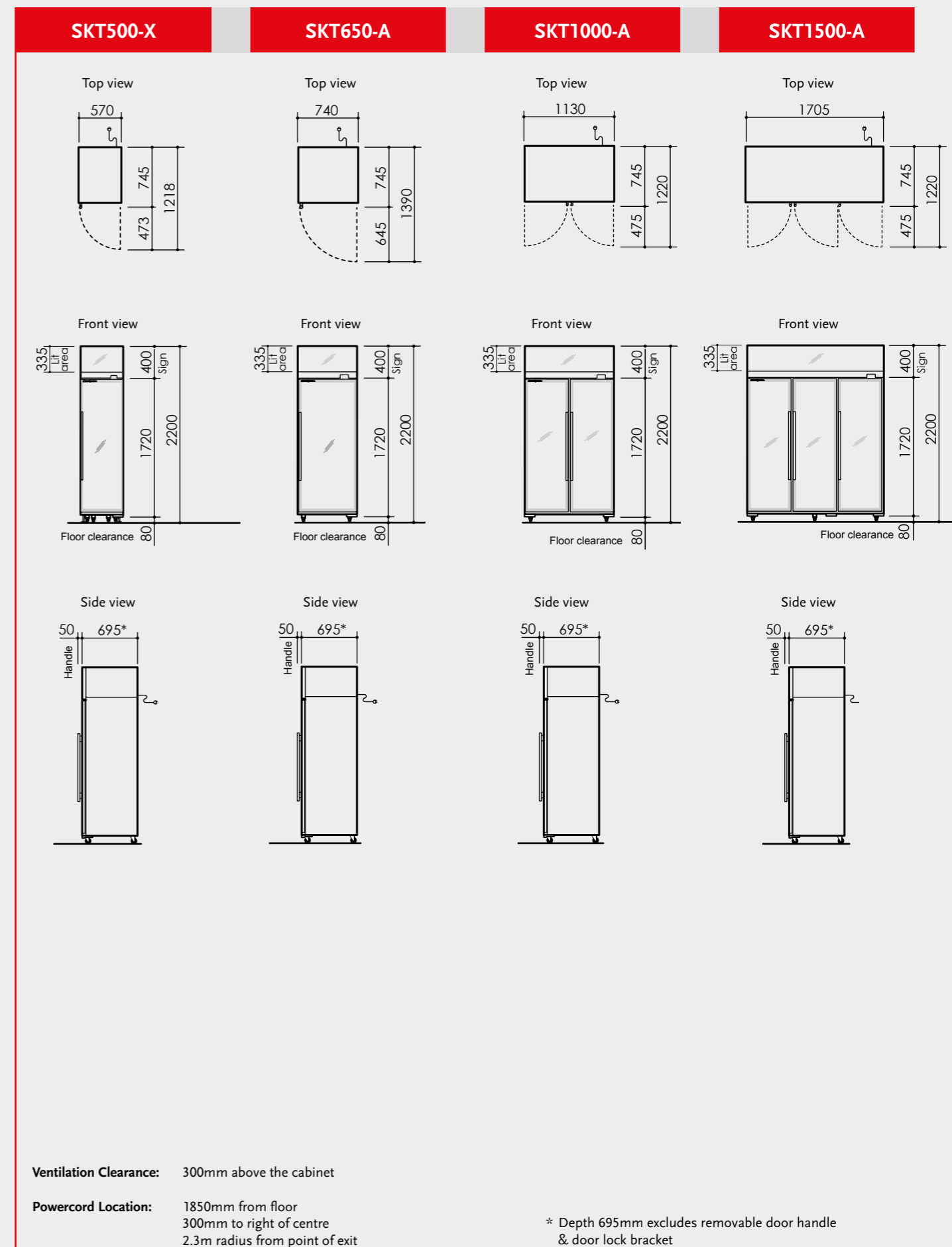
Easy to use with pre-programmed features
Maximum performance, minimal energy & easy servicing
Double Low-E equivalent
Modern appealing look
Quick shelf set up & adjustment
Showcasing products inside
Extra security
Branding opportunities
Chilled air directly onto products
Minimal internal temperature variations
Quiet operation

+ All the added options

- Gen-3 Series look (Double Low-E)
- Gravity matting
- Tropical door
- Barrel door locks
- Lit sign
- Full colour range
- Additional shelves with clips
- Shelf lights
- Remote unit (includes solenoid & hand valves)
- Solid door

Specifications	SKT-ActiveCore™			
	SKT500X 1 Glass Door	SKT650-A 1 Glass Door	SKT1000-A 2 Glass Doors	SKT1500-A 3 Glass Doors
External				
Type	Fridge	Fridge	Fridge	Fridge
Dimensions (W X D X H mm)	570 x 745 x 2200	740 x 745 x 2200	1130 x 745 x 2200	1705 x 745 x 2200
Total floor area (m ²)	0.43	0.55	0.84	1.27
Weight (kg)	140	170	225	320
Door (safety glass)	1	1	2	3
SKOPE premium controller (temperature display)	Yes	Yes	Yes	Yes
Remote available	Yes	Yes	Yes	Yes
Remote duty (Watts @ -5°C SST)	N/A	585	820	1190
Breathes from/Expels air to	Upper front/Top	Upper front/Top	Upper front/Top	Upper front/Top
Sign	Sign Panel	Sign Panel	Sign Panel	Sign Panel
Cabinet construction	Powder Coated Steel	Powder Coated Steel	Powder Coated Steel	Powder Coated Steel
Drainage (plumbing required)	No	No	No	No
Internal				
Gross volume (litres)	445	610	980	1497
Lighting (vertical LED Light)	1	1	2	3
No. of shelves (per door)	5	5	5	5
Shelf design	White plastic-coated wire	White plastic-coated wire	White plastic-coated wire	White plastic-coated wire
Total shelf area (m ²)	1.06	1.47	2.86	4.38
Product facings (600ml PET bottle)	30	40	70	110
Performance				
MEPS category (M1-food & drinks, M2-drinks)	M1	M1	M1	M1
MEPS efficiency (kWh/24h/m ²) @ Climate Class 3	5.93	4.23	4.41	4.25
Temperature range (adjustable up to 15°C)	1°C – 4°C	1°C – 4°C	1°C – 4°C	1°C – 4°C
TEC (kWh/24h) @ Climate Class 3	3.13	3.10	4.65	6.94
High efficiency model	Yes	Yes	Yes	Yes
Maximum ambient temperature*	43°C	43°C	43°C	43°C
Maximum Climate Class Rating	5	5	5	5
Removable ActiveCore™ cartridge	No	Yes	Yes	Yes
Refrigerant	R134A/370g	R134a/380g	R134a/380g	R134a/475g
Total display area (m ²)	0.53	0.73	1.06	1.63
Electrical				
Electrical power (kW)	0.72	0.84	0.96	1.15
Current draw (Amps)	3	3.5	4	4.8
10 Amp 3 pin plug	Yes	Yes	Yes	Yes
Light switch on controller	Yes	Yes	Yes	Yes

* 40°C if cabinet is built in



SKB ActiveCore™

General Display

Upright fridges

Bottom mount design

For display & storage of food, drinks & perishables.

This glass door fridge combines SKOPE's revolutionary ActiveCore technology with a modern frameless aesthetic design.

+ All the added options.



THIS FRIDGE CONTAINS:
Easily removable
ActiveCore™ cartridge



SKB1200-A



SKB600-A

SKB900-A

SKB1200-A

SKB1500-A

Colours: White, black, selected Dulux Powder Coat colour (exterior & interior colour combinations)
: Stainless steel (exterior & interior)

Best Suited to:



Restaurants / Cafes



Quick Service
Restaurants



Clubs / Pubs / Bars



Hospitality Venues



Accommodation



Medical / Aged Care



Schools

Quick Guide

SKB-ActiveCore™

Premium build quality	✓
Display & store - Food, drinks & perishables	✓
ActiveCore™ technology	✓
Market leading energy efficiency	✓
SKOPE premium controller	✓
Solid & tropical door options	✓
Full colour options	✓
Remote available	✓
Customisable	✓

Standard Features


SKOPE premium controller
ActiveCore™ cartridge system
Premium energy efficient glass
Frameless glass door design
SKOPE patented EZI-CLIP
Bright LED lighting
Door lock tabs
Sign panel
Slotted back panel
Optimal airflow design
Low noise fan system

Benefits

Easy to use with pre-programmed features
Maximum performance, minimal energy & easy servicing
Double Low-E equivalent
Modern appealing look
Quick shelf set up & adjustment
Showcasing products inside
Extra security
Branding opportunities
Chilled air directly onto products
Minimal internal temperature variations
Quiet operation

+ All the added options

- Gen-3 Series look (Double Low-E)
- Barrel door locks
- Additional shelves with clips
- Gravity matting
- Full colour range
- Lit sign
- Shelf lights
- Solid door
- Tropical door
- Full colour range
- Remote unit (includes solenoid & hand valves)



*Additional 1 year protection applies when the cabinet is registered with SKOPE at skope.com

Specifications	SKB-ActiveCore™			
	SKB600-A 1 Glass Door	SKB900-A 2 Glass Doors	SKB1200-A 2 Glass Doors	SKB1500-A 3 Glass Doors
External				
Type	Fridge	Fridge	Fridge	Fridge
Dimensions (W X D X H mm)	740 x 795 x 2005/2195	1085 x 795 x 2005/2195	1280 x 795 x 2005/2195	1640 x 795 x 2005/2195
Total floor area (m ²)	0.63	0.86	1.08	1.34
Weight (kg)	185	220	245	330
Door (safety glass)	1	2	2	3
SKOPE premium controller (temperature display)	Yes	Yes	Yes	Yes
Remote available	Yes	Yes	Yes	Yes
Remote duty (Watts @ -5°C SST)	585	800	900	1140
Breathes from/Expels air to	Lower front/Lower rear	Lower front/Lower rear	Lower front/Lower rear	Lower front/Lower rear
Sign	No Sign	No Sign	No Sign	No Sign
Cabinet construction	Powder Coated Steel	Powder Coated Steel	Powder Coated Steel	Powder Coated Steel
Drainage (plumbing required)	No	No	No	No
Internal				
Gross volume (litres)	584	880	1079	1433
Lighting (vertical LED light)	1	2	2	3
No. of shelves (per door)	5	5	5	5
Shelf design	4 x wire, 1 x s/s tray	4 x wire, 1 x s/s tray	4 x wire, 1 x s/s tray	4 x wire, 1 x s/s tray
Total shelf area (m ²)	1.62	2.50	3.00	3.85
Product facings (600ml PET bottle)	45	60	80	95
Performance				
MEPS category (M1-food & drinks, M2-drinks)	M1	M1	M1	M1
MEPS efficiency (kWh/24h/m ²) @ Climate Class 3	4.35	4.04	3.86	4.05
Temperature range (adjustable up to 15°C)	1°C – 4°C	1°C – 4°C	1°C – 4°C	1°C – 4°C
TEC (kWh/24h) @ Climate Class 3	3.05	3.97	4.55	5.99
High efficiency model	Yes	Yes	Yes	Yes
Maximum ambient temperature*	43°C	43°C	43°C	43°C
Maximum Climate Class rating	5	5	5	5
Removable ActiveCore™ cartridge	Yes	Yes	Yes	Yes
Refrigerant	R134a/380g	R134a/380g	R134a/380g	R134a/475g
Total display area (m ²)	0.7	0.98	1.18	1.48
Electrical				
Electrical power (kW)	0.84	1.08	1.08	1.15
Current draw (Amps)	3.5	4.5	4.5	4.8
10 Amp 3 pin plug	Yes	Yes	Yes	Yes
Light switch on controller	Yes	Yes	Yes	Yes

* 40°C if cabinet is built in

SKB600-A	SKB900-A	SKB1200-A	SKB1500-A

□ Applies to all models

Ventilation Clearance: 50mm minimum clearance around cabinet - see user guide

Powercord Location: 300mm from floor
50mm in from right-hand side
2.6m radius from point of exit

* Height 2005mm without sign (model SKB1200-A)
** Height 2195mm with sign (SKB1200-AC/ACX)
*** Depth 745mm excludes removable door handle, door lock bracket & rear stand-off

Customer Services

New Zealand

NZ Freephone: 0800 947 5673
Email: skope@skope.com
International Tel: +64 (3) 983 3800

Australia

AU Freephone: 1800 121 535
Email: skope@skope.com

Head Office

New Zealand

SKOPE Industries Limited
57 Princess Street
PO Box 1091
Christchurch 8140
New Zealand

For further product information
visit skope.com

Information contained in this document has been checked for accuracy at the time of production. SKOPE reserves the right to alter any detail without notice. Prices and conditions are subject to change without notice. The photographs used in this publication are for illustrative purposes only. Minor design changes may result in slight variations between the product illustrated and the final delivered product.

AUS 1800 121 535 / NZ 0800 947 5673.

Copyright © SKOPE Industries Limited. All rights reserved. ActiveCore and the ActiveCore logo are all trademarks of SKOPE Industries Limited. SKOPE Industries Ltd reserves the right to alter specifications without notice. Visit www.skope.com for the most recent specification documents.