



ENCORE 2™

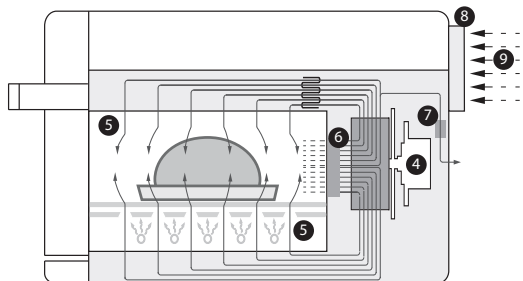
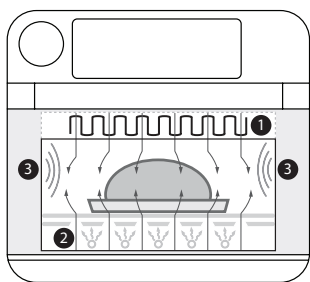


PERFORMANCE

The TurboChef Encore 2 oven uses radiant heat, high-speed air impingement, and side-launched microwave to cook food rapidly without compromising quality.

VENTILATION

- UL 710B (KNLZ) listed for ventless operation.†
- EPA 202 test (8 hr):
 - Product: Pepperoni Pizzas
 - Results: 0.13 mg/m³
 - Ventless Requirement: <5.00 mg/m³
- Internal catalytic filtration to limit smoke, grease, and odor emissions.



- | | |
|----------------------------|--------------------------|
| 1. Impingement Heater | 6. Catalytic Converter |
| 2. Bottom Browning Element | 7. Vent Catalyst |
| 3. Side-Launched Microwave | 8. Air Filter |
| 4. Blower Motor | 9. Inlet Air for Cooling |
| 5. Impinged Air | Electrical Components |

Project _____

Item No. _____

Quantity _____

EXTERIOR CONSTRUCTION

- Powder coated, corrosion-resistant steel outer wrap
- Powder coated, corrosion-resistant aluminum front panels and door
- Cool-to-touch exterior; all surfaces below 122°F (50°C)
- Ergonomic door handle

INTERIOR CONSTRUCTION

- 201 stainless steel
- Fully welded and insulated cook chamber
- Removable rack and lower jetplate

FEATURES

- Easy to clean
- Integral recirculating catalytic converter for UL 710B (KNLZ) listed ventless operation
- Variable-speed High h recirculating impingement airflow
- Independent bottom temperature offset
- Smart menu system capable of storing up to 256 recipes
- Light ring provides visual cues for cooking
- Built-in self-diagnostics for monitoring oven components and performance
- Stackable design (requires stacking kit)
- USB and Smart card compatible
- Smart Voltage Sensor Technology* (U.S. only)
- Includes plug and cord (6 ft. nominal)
- Warranty – 1 year parts and labor

STANDARD ACCESSORIES

- 1 Baking Stone (ENC-3012)
- 1 Oven Rack (ENC-1279)
- 1 Aluminum Paddle (NGC-1478)
- 1 Bottle Oven Cleaner (103180)
- 1 Bottle Oven Guard (103181)
- 2 Trigger Sprayers (103182)
- 2 Non-stick Baskets (NGC-1331)



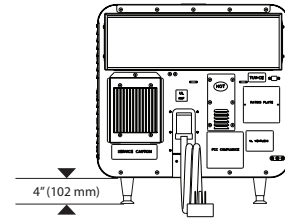
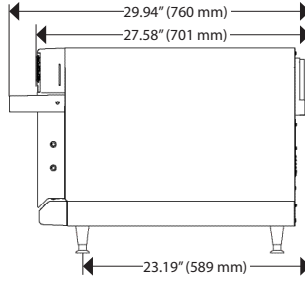
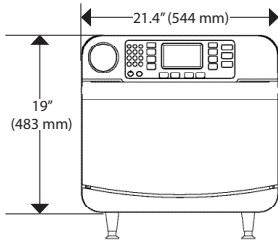
This product conforms to the ventilation recommendations set forth by NFPA96 using EPA202 test method.

* Smart Voltage Sensor Technology does not compensate for lack of or over voltage situations. It is the responsibility of the owner to supply voltage to the unit according to the specifications on the back of this sheet.

† Ventless certification is for all food items except for foods classified as "fatty raw proteins." Such foods include bone-in, skin-on chicken, raw hamburger meat, raw bacon, raw sausage, steaks, etc. If cooking these types of foods, consult local HVAC codes and authorities to ensure compliance with ventilation requirements.

Ultimate ventless allowance is dependent upon AHJ approval, as some jurisdictions may not recognize the UL certification or application. If you have questions regarding ventless certifications or local codes please email ventless.help@turbochef.com

TurboChef reserves the right to make substitutions of components or change specifications without prior notice.



| DIMENSIONS | | |
|--|---|-------------|
| Single Units | | |
| Height | 19" | 483 mm |
| with legs | 23" | 584 mm |
| Width | 21.4" | 544 mm |
| Depth (footprint) | 27.58" | 701 mm |
| with door closed | 29.94" | 760 mm |
| with door open | 36.65" | 931 mm |
| Weight | 185 lb. | 84 kg |
| Stacked Units (Stacking Kit Required) | | |
| Height | 38" | 965 mm |
| with legs (bottom oven) | 42" | 1067 mm |
| Width | 21.4" | 544 mm |
| Depth (footprint) | 27.58" | 701 mm |
| with door closed | 29.94" | 760 mm |
| with door open | 36.65" | 931 mm |
| Weight | 370 lb. | 168 kg |
| Cook Chamber | | |
| Height | 6" | 152 mm |
| Width | 15.5" | 394 mm |
| Depth | 14.5" | 368 mm |
| Volume | 0.78 cu.ft. | 22.1 liters |
| Wall Clearance (Oven not intended for built-in installation) | | |
| Top | 5" | 127 mm |
| Sides | 2" | 51 mm |
| ELECTRICAL SPECIFICATIONS-SINGLE PHASE | | |
| Encore 2 US Model (ENC-9600-1) - North America | | |
| Voltage | 208/240 VAC | |
| Frequency | 60 Hz | |
| Current (Max Circuit Requirement) | 30 amps (30 amps) | |
| Max Input (MW Input) | 208: 5.99 kW (3.5 kW) 240: 6.675 kW (3.5 kW) | |
| Encore 2 UK Model (ENC-9600-2-UK) - Europe/Asia | | |
| Voltage | 230 VAC | |
| Frequency | 50 Hz | |
| Current (Max Circuit Requirement) | 30 amps (30 amps) | |
| Max Input (MW Input) | 6.7 kW (3.5 kW) | |
| Encore 2 BK Model (ENC-9600-6-BK) - Brazil | | |
| Voltage | 220 VAC | |
| Frequency | 60 Hz | |
| Current (Max Circuit Requirement) | 30 amps (30 amps) | |
| Max Input (MW Input) | 6.7 kW (3.5 kW) | |
| Encore 2 LA Model (ENC-9600-7-LA) - Latin America | | |
| Voltage | 220 VAC | |
| Frequency | 60 Hz | |
| Current (Max Circuit Requirement) | 30 amps (30 amps) | |
| Max Input (MW Input) | 6.7 kW (3.5 kW) | |

| Encore 2 JK Model 50 Hz (ENC-9600-8-JK) - Japan JK Model 60 Hz (ENC-9600-10-JK) - Japan | | |
|---|-------------------|--|
| Voltage | 200 VAC | |
| Frequency | 50 or 60 Hz | |
| Current (Max Circuit Requirement) | 30 amps (30 amps) | |
| Max Input (MW Input) | 6.7 kW (3.5 kW) | |
| ELECTRICAL SPECIFICATIONS-MULTI PHASE | | |
| Encore 2 ED Model (ENC-9600-3-ED) - Europe/Asia Delta | | |
| Voltage | 230 VAC | |
| Frequency | 50 Hz | |
| Current (Max Circuit Requirement) | 30 amps (30 amps) | |
| Max Input (MW Input) | 6.7 kW (3.5 kW) | |
| Encore 2 EW Model (ENC-9600-4-EW) - Europe/Asia Wye | | |
| Voltage | 400 VAC | |
| Frequency | 50 Hz | |
| Current (Max Circuit Requirement) | 16 amps (20 amps) | |
| Max Input (MW Input) | 6.7 kW (3.5 kW) | |
| Encore 2 AU Model (ENC-9600-5-AU) - Australia/New Zealand Wye | | |
| Voltage | 400 VAC | |
| Frequency | 50 Hz | |
| Current (Max Circuit Requirement) | 16 amps (20 amps) | |
| Max Input (MW Input) | 6.7 kW (3.5 kW) | |
| Encore 2 JD Model 50 Hz (ENC-9600-9-JD) - Japan Delta JD Model 60 Hz (ENC-9600-11-JD) - Japan Delta | | |
| Voltage | 200 VAC | |
| Frequency | 50 or 60 Hz | |
| Current (Max Circuit Requirement) | 30 amps (30 amps) | |
| Max Input (MW Input) | 6.7 kW (3.5 kW) | |
| Encore 2 KW Model (ENC-9600-12-KW) - Korea/Middle East Wye | | |
| Voltage | 400 VAC | |
| Frequency | 60 Hz | |
| Current (Max Circuit Requirement) | 16 amps (20 amps) | |
| Max Input (MW Input) | 6.7 kW (3.5 kW) | |
| Encore 2 SD Model (ENC-9600-13-SD) - Korea/Middle East Delta | | |
| Voltage | 230 VAC | |
| Frequency | 60 Hz | |
| Current (Max Circuit Requirement) | 30 amps (30 amps) | |
| Max Input (MW Input) | 6.7 kW (3.5 kW) | |
| SHIPPING INFORMATION | | |
| U.S.: All ovens shipped within the U.S. are packaged in a double-wall corrugated box banded to a wooden skid. International: All International ovens shipped via Air or Less than Container Loads are packaged in wooden crates. | | |
| Box size: 33.8" x 26.3" x 26.3" (859 mm x 668 mm x 668 mm) Crate size: 40" x 36" x 35" (1016 mm x 914 mm x 889 mm) Item class: 110 NMFC #26710 HS code 8419.81 | | |
| Approximate boxed weight: 226 lb. (103 kg) Approximate crated weight: 301 lb. (137 kg) | | |
| Minimum entry clearance required for box: 26.3" (668 mm) Minimum entry clearance required for crate: 35.5" (902 mm) | | |