

robot coupe®



TABLE-TOP CUTTER MIXERS

R2 • R3 • R4 • R4 V.V. • R5 PLUS • R5 V.V. • R6 • R6 V.V.

NEW



RESTAURANTS - INSTITUTIONS - DELICATESSENS - CATERERS

▶ R5 Plus • R5 V.V. • R6 • R6 V.V.

Polycarbonate lid designed to allow the addition of liquid or ingredients during processing.

Extremely simple unlocking of bowl by means of a trigger fitted in the handle.

Automatic locking of bowl.

The **R-Mix function** on the R5 V.V. and R6 V.V. allows delicate foodstuffs to be mixed without being chopped.

The R5 V.V. and R6 V.V. have **variable speed's** ranging from **300 to 3000 rpm.**



- For the R6 and R6 V.V. models:
- 100% stainless-steel blade assembly
 - Detachable blades
 - Serrated and fine serrated blades available as optional extras.
- For the R5 and R5 Plus models:
- Non-detachable blades
 - Serrated and fine-serrated blades available as optional extras.



An **all-metal motor base** for greater sturdiness.

The **R5 Plus** and **R6** have two speeds: 1 500 and 3 000 rpm.

▶ R3 • R4 • R4 V.V.

Polycarbonate lid designed to allow the addition of liquid or ingredients during processing.

4.5-litre stainless-steel bowl with handle for the R4 and R4 V.V. models and 3.7-litre stainless-steel bowl with handle for the R3 model.

The **R4 V.V.** has a speed range of **300 to 3,000 rpm.**



A **smooth blade** is supplied as a standard attachment, with cap which can be removed for cleaning.



Optional extras :

- **Serrated blade** assembly for grinding and kneading tasks.
- **Fine-serrated blade** assembly recommended for chopping parsley.



The **R3** has a single speed of either **1 500 or 3 000 rpm**, depending on the model.

The **R4** has a single speed of 1,500 rpm, or 2 speeds of **1 500 and 3 000 rpm.**

The **R4-1500** model has a single speed of **1,500 rpm.**

Table-Top Cutters Mixers



The products' benefits :

High Performance :

- They have been designed to process all types of food and will mix, grind, chop, knead and puree with speed and efficiency, giving consistent high quality end-products in a few minutes for the longest preparation. The 3000 rpm speed is recommended for mousses and smooth-textured mousses.

Precision :

- Pulse control allows you to maintain the precise cut that you require.
- Some models in the range are equipped with a speed variator giving flexibility for a wider range of tasks.

Power and durability :

- Industrial induction motor designed for heavy duty guarantees durability and reliability.



Number of covers :

10 to 100



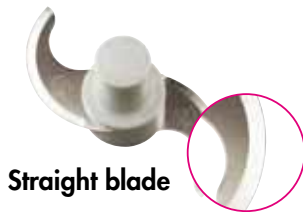
Target :

Restaurants, Institutions,
Delicatessens, Caterers




In brief :

As inventors and market leaders, Robot-Coupe offers the most complete range of Table-Top Cutter Mixers, a choice of 12 models, with capacities ranging from 2.9 litres to 11 litres.



Straight blade



Serrated blade



Fine serrated blade



R2

Polycarbonate lid designed to allow the addition of liquid or ingredients during processing.

2.9-litre stainless-steel bowl

Ergonomic bowl handle.



Hardwearing, stainless steel motor shaft.

Stainless steel straight blade delivered as a standard attachment.

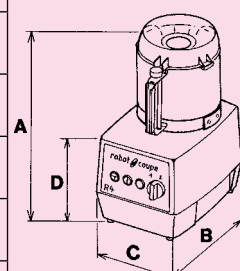


A **serrated blade** for grinding and kneading and a **fine serrated blade** for shopping parsley are available as optional extras.





MODELES	Bowl capacity	Speed rpm	Motor base	Supply	Number of covers	Maximum quantities processed (kg)			
						Coarse mincing	Emulsion	Kneading	Grinding
R2	2,9 litres	1500	ABS	Single phase	10 - 20	0,75	1,0	0,5	0,3
R3 - 1500	3,7 litres	1500	ABS	Single phase	10 - 30	1,0	1,5	1,0	0,5
R3 - 3000	3,7 litres	3000	ABS	Single phase	10 - 30	1,0	1,5	1,0	0,5
R4	4,5 litres	1500 and 3000	Metallic	Three phase	10 - 50	1,5	2,5	1,3	0,9
R4 - 1500	4,5 litres	1500	Metallic	Single phase	10 - 50	1,5	2,5	1,3	0,9
R4 V.V.	4,5 litres	300 to 3000	Metallic	Single phase	10 - 40	1,5	2,5	1,3	0,9
R5 Plus	5,5 litres	1500 and 3000	Metallic	Three phase	20 - 80	2,0	3,0	2,0	1,0
R5 V.V.	5,5 litres	300 to 3000	Metallic	Single phase	20 - 80	2,0	3,0	2,0	1,0
R6	7 litres	1500 and 3000	Metallic	Three phase	20 - 100	2,0	3,5	2,0	1,0
R6 V.V.	7 litres	300 to 3000	Metallic	Single phase	20 - 100	2,0	3,5	2,0	1,0

CE Mark	Electrical data				Dimensions (in mm)				Weight (kg)	
	Speed (rpm)	Power (Watts)	Intensity (Amp.)	Voltage* (Amp.)	A	B	C	D	net	gross
R2	1 500	550	3,5	230 V/50 Hz 1	350	280	200	165	10	12
R3 - 1500	1 500	650	5,7	230 V/50 Hz 1	400	210	210	200	13	14
R3 - 3000	3 000	650	4,8	230 V/50 Hz 1	400	210	210	200	13	14
R4	1 500 and 3 000	900	2,7	400 V/50 Hz 3	440	226	226	235	15	17
R4 - 1500	1 500	700	2,7	230 V/50 Hz 1	440	226	226	235	15	17
R4 V.V.	300 to 3 000	1 000	10	400 V/50 Hz 1	460	226	226	235	15	17
R5 Plus	1 500 and 3 000	1 200	3,5	400 V/50 Hz 3	490	350	280	265	24	26
R5 V.V.	300 to 3 000	1 300	13	230 V/50 Hz 60 Hz /1	490	350	280	265	25	27
R6	1 500 and 3 000	1 300	3,4	400 V/50 Hz 3	520	350	280	265	25	27
R6 V.V.	300 to 3 000	1 500	13	230 V/50 Hz 60 Hz/1	520	350	280	265	26	28



*Other voltages available.

 <p>Head Office, French, Export and Marketing Department: Tel.: + 33 1 43 98 88 33 - Fax: + 33 1 43 74 36 26 email: international@robot-coupe.com</p> <p>Robot-Coupe Australia: Tél.: 02-9417 6233 - Fax : 02-9417 6787 email: sales@robotcoupe.com.au</p> <p>Robot-Coupe U.K. LTD: Tel.: 020 8232 1800 - Fax : 020 8568 4966 2, Fleming Way, Isleworth, Middlesex TW7 6EU email: sales@robotcoupe.co.uk</p> <p>Robot-Coupe U.S.A.: Ph.: 1-800-824-1646 - Fax : 601-898-9134 info@robotcoupeusa.com</p> <p>www.robot-coupe.com</p>	<h3>DISTRIBUTOR</h3>	<p>STANDARDS: Machines in compliance with :</p> <ul style="list-style-type: none"> The following European directives and related national legislation: 98/37/EEC, 73/23/EEC, 89/336/EEC, 89/109/EEC, 2002/72/EEC. The following European harmonized standards setting out health and safety rules: EN 292 - 1 and - 2, EN 60204 -1 (1998), EN 1678, EN 12852. 
--	----------------------	--