

KEY FEATURES

- 20mm thick mild steel plate maximises heat retention for consistent cooking.
- Option of machined stainless steel or stainless steel plates.
- Bench mounted, or with optional stand.
- Heavy duty cast iron 40mj / hr burners.
- Option of stand or bench mounted.
- Stainless steel hob, fascia and plate surround for easy cleaning.
- 12 months parts & labour warranty.
- 10 year parts availability guarantee.
- Australian born & bred.



TK-24



TK-36

MODELS

TK-24

TK-30

TK-36

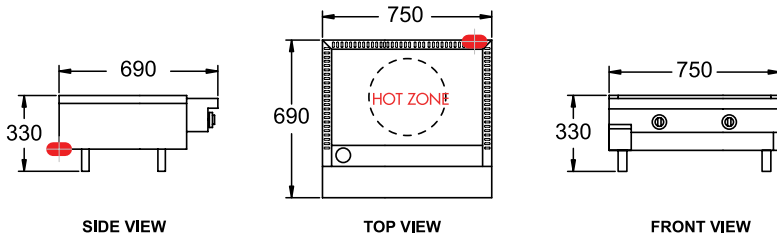
TK-45



TK-45

* Note: Griddle plates also available to match Teppanyaki appearance.

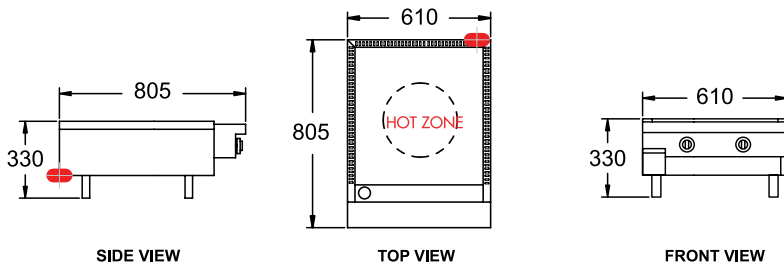
TK-30



MODEL: TK-30 Specifications:

Dimensions (WxDxH):	750 x 690 x 330 mm
Plate Size (WxDxH):	665 x 420 x 20 mm
Plate Type:	Smooth Mild Steel
Gas Connection:	
Size:	19 mm BSP
Rating:	40 Mj
Weight:	110 kg
Packed:	0.2 m ³

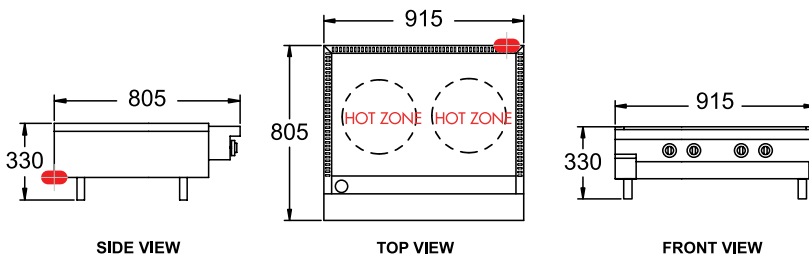
TK-24



MODEL: TK-24 Specifications:

Dimensions (WxDxH):	610 x 805 x 330 mm
Plate Size (WxDxH):	532 x 524 x 20 mm
Plate Type:	Smooth Mild Steel
Gas Connection:	
Size:	19 mm BSP
Rating:	40 Mj
Weight:	95 kg
Packed:	0.2 m ³

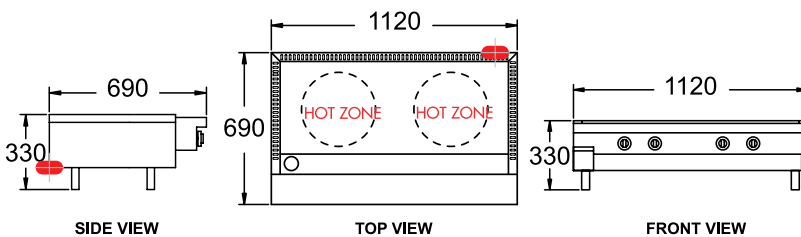
TK-36



MODEL: TK-36 Specifications:

Dimensions (WxDxH):	915 x 805 x 330 mm
Plate Size (WxDxH):	837 x 524 x 20 mm
Plate Type:	Smooth Mild Steel
Gas Connection:	
Size:	19 mm BSP
Rating:	40 Mj
Weight:	140 kg
Packed:	0.2 m ³

TK-45



MODEL: TK-45 Specifications:

Dimensions (WxDxH):	1120 x 690 x 330 mm
Plate Size (WxDxH):	1044 x 420 x 20 mm
Plate Type:	Smooth Mild Steel
Gas Connection:	
Size:	19 mm BSP
Rating:	80 Mj
Weight:	185 kg
Packed:	0.3 m ³

 GAS INLET 3/4" BSP

Goldstein Eswood continually works on improving our products, so dimensions may change without notice. For any construction critical dimensions please check with us.

GOLDSTEIN ESWOOD
211 - 217 Woodpark Rd SMITHFIELD NSW 2164
T: 1800 013 123 F: 02 96045420
E: sales@goldsteineswood.com.au



QC2900 2 NOVEMBER 2008
Certified System
Quality
Head Office
ISO 9001
FRAN GLOBAL