



# VM350A

## MODULAR ICE CUBE MACHINE

Brema's VM range of modular ice cube heads produces pyramid-trunk shaped ice cubes weighing 7g which automatically drop into a separate Brema storage bin.

The Brema VM350A is a modular ice cube machine that produces 140kg of ice per 24 hours and is designed to fit on top of a range of Brema storage bins with differing capacities from 200kg to 240kg.

The 'fast ice' created by Brema's VM modular heads is ideal for hotels, fast food outlets, bars and clubs.

### STANDARD FEATURES

- 140kg production per 24 hours
- Can be installed on top of storage bins with capacities between 200kg and 240kg
- Produces compact 7g cubes
- Production rated at 21°C air and 15°C water
- Hospital grade stainless steel outer
- Electromechanical operation
- Stainless steel spray arm
- Vertical evaporator system for fast production

### STANDARD ACCESSORIES

- Water Inlet Hose
- Drainage hose
- External Water Filter
- Pressure Limiting Valve

### DIMENSIONS

540W x 544D x 747H mm

Clearances: Rear: 100mm Sides: 100mm

### POWER SUPPLY

240V 50Hz 15A single phase (plugged)

### CONNECTIONS

3/4" Water inlet, 24mm Water outlet & Electrical connection

	W	H
Water inlet	35 mm	173 mm
Water Outlet	32 mm	42 mm
Electrical Connection	33 mm	343 mm

### USABLE BINS

BIN100, BIN120, BIN200, BIN240PE

### TECHNICAL DATA

Energy Consumption: 1400W

Production 24h: 140kg

Cooling System: Air


Cube: 7g

Refrigerant: R452A

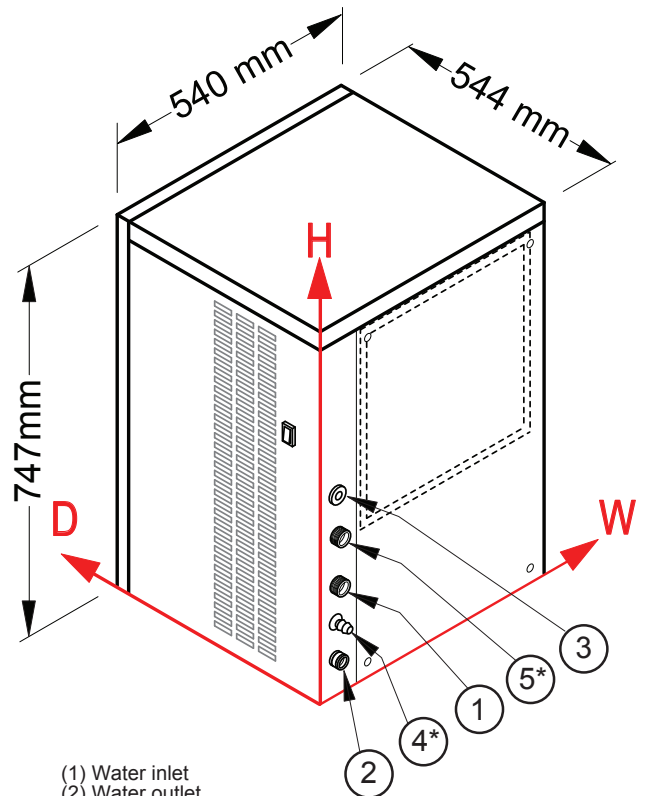
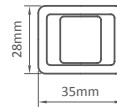
Weight: 73kg

WaterMark: Yes

SPECIFICATIONS ARE SUBJECT TO CHANGE WITHOUT NOTICE.



7g Cubes



- (1) Water inlet
- (2) Water outlet
- (3) Electrical connection

- \* (4) Water cooled model only - available upon request
- \* (5) Water cooled model only - available upon request

